

Ceiling Concealed Type



FWC-C



Wired Remote Controller BRC51A

- › Excellent Air Distribution
- › Compact Design
- › High Capacity Range
- › High External Static Pressure Range
- › Double Protection Drainage
- › East To Service
- › Left/Right Piping Option
- › 4 Useable Fan Speed
- › Valve Or Valveless Control Options
- › Self Diagnosis Features
- › NIM-Able
- › Auto Restart With Last-State-Memory
- › Choices Of Wired Or Without Wired Controller



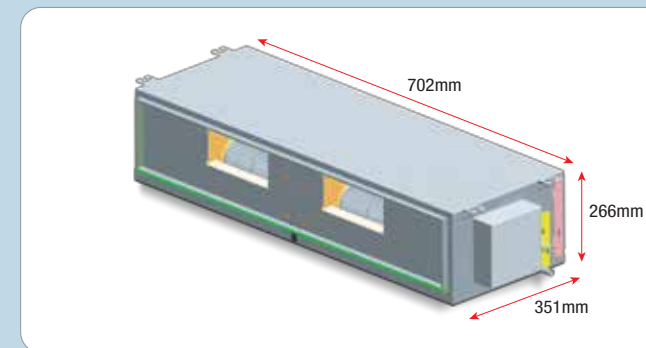
Excellent Air Distribution

The air can be distributed evenly to every corner of the room through ducting. This not only presents a comfortable environment, it also enables the installation of multiple area by using only one fan coil unit.



Compact Design

Unit height as low as 266mm for installation at limited ceiling space.



High Capacity Range

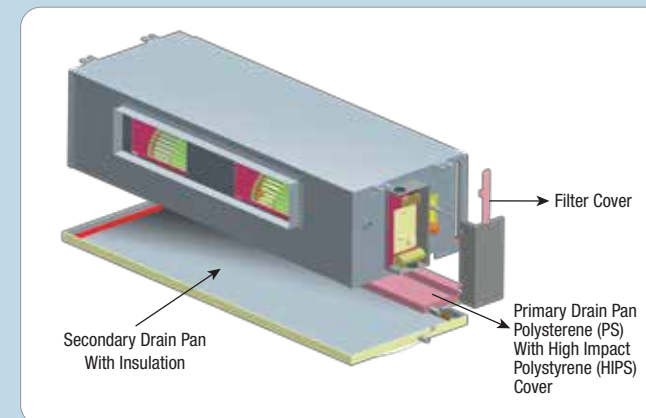
From 3kW to 16kW.

High External Static Pressure Range

Available up to 167Pa for high static application like the ducting application.

Double Protection Drainage System

There are primary and secondary drain pan from the standard model, which provide extra protection against condensed or water leaking possibilities.



Easy To Service

Direct access to control box at side panel and filter is accessible from side panel too.

Left / Right Piping option

For flexible installation and application at site

4 Useable Fan Speed

Each speed offers different external static pressure and air flow which enhances flexibility.

Valve Or Valveless Control Options

The design is flexible enough to allow for either valve or valveless control installation

Self Diagnosis Features

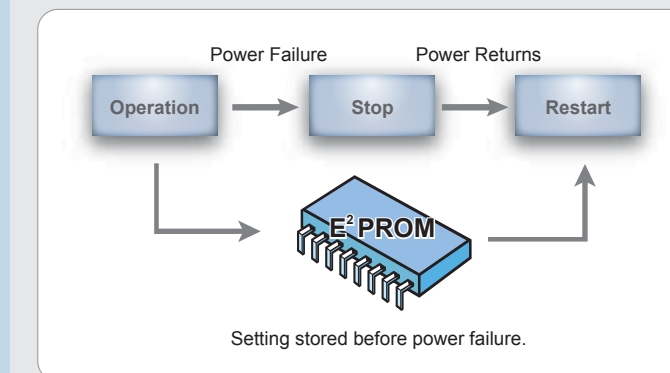
Ability to detect and diagnose faults and display as error code in the wired controller.

NIM-Able

Able to communicate with the versatile NIM networking control module and offers the opportunity of one centralized control for a system of multiple indoor units in a building

Auto Restart With Last-State-Memory

In case of sudden power failure during operation, unit restarts automatically & unit will operate based on previous setting



Choices Of With Or Without Wired Remote Controller

Compact and user friendly wired BRC51A remote controller offers:

- Real Time Clock
- "Glow in the dark" ON/OFF Button
- Low, Medium, High fan speed options
- ON Timer Setting



Wired Remote Controller BRC51A

Specification for Ceiling Concealed Type ~ 50Hz

MODEL		FWC03C	FWC04C	FWC06C	FWC07C			
NOMINAL COOLING CAPACITY	Btu/h	9900	11600	18000	22500			
	W	2900	3400	5280	6590			
NOMINAL SENSIBLE COOLING CAPACITY	Btu/h	7000	8120	12600	15750			
	W	2050	2380	3690	4620			
NOMINAL HEATING CAPACITY (ENTERING WATER TEMP. = 50°C)	Btu/h	11500	15000	23000	29000			
	W	3370	4400	6740	8500			
NOMINAL TOTAL INPUT POWER	W	89	140	168	182			
NOMINAL RUNNING CURRENT	A	0.40	0.65	0.77	0.86			
POWER SOURCE	V/Ph/Hz	220-240 / 1 / 50						
REFRIGERANT TYPE		N/A						
CONTROL	AIR DISCHARGE OPERATION	DUCTED						
		WIRED MICRO-COMPUTER REMOTE CONTROL						
AIR FLOW	HIGH	CFM	300	510	700	730		
	MEDIUM	CFM	285	490	675	660		
	LOW	CFM	260	400	640	580		
EXTERNAL STATIC PRESSURE	Pa	49 / 44 / 36	49 / 42 / 28	49 / 45 / 41	49 / 43 / 30			
NOMINAL WATER FLOW RATE	USGPM	2.20	2.60	4.05	5.06			
	litres/min	8.33	9.84	15.33	19.15			
HEAD LOSS (COOLING)	kPa	10.5	24.0	20.1	32.4			
HEAD LOSS (HEATING) : 50°C	kPa	8.8	20.3	17.0	27.6			
MAX. WORKING PRESSURE	kPa	1608						
SURFACE AIR VELOCITY	m/s	1.29	1.72	1.83	1.72			
SOUND PRESSURE LEVEL (H/M/L)	dBA	36 / 35 / 33	40 / 38 / 33	42 / 41 / 40	41 / 40 / 36			
UNIT DIMENSION	H X W X D	mm	267 x 702 x 351	267 x 842 x 351	267 x 1002 x 351	267 x 1137 x 351		
PACKING DIMENSION	H X W X D	mm	376 x 951 x 541	376 x 1091 x 541	376 x 1251 x 541	376 x 1386 x 541		
UNIT WEIGHT	kg	18	22	24	26			
CONDENSATE DRAIN SIZE	mm	19.05						
PIPE CONNECTION	mm	19.05						
FAN	TYPE	BLOWER						
		DIRECT						
	FAN SPEED	HIGH	RPM	1282	1385	1369	1348	
		MEDIUM	RPM	1221	1279	1331	1270	
LOW		RPM	1117	1078	1263	1072		
FAN MOTOR	TYPE	INDUCTION						
		IP20						
	INDEX OF PROTECTION (IP)	B						
		RATED INPUT POWER	HIGH	W	89	140	168	182
			MEDIUM	W	86	128	165	175
	LOW		W	78	127	163	163	
	RATED RUNNING CURRENT	HIGH	A	0.40	0.65	0.77	0.86	
		MEDIUM	A	0.39	0.59	0.76	0.83	
		LOW	A	0.35	0.59	0.75	0.77	
	STARTING CURRENT	A	0.73	1.66	1.22	1.86		
MOTOR OUTPUT	W	38	72	80	90			
POLES		4						
COIL	TUBE	MATERIAL	COPPER					
		DIAMETER	mm	9.52				
	FIN	MATERIAL	ALUMINIUM					
		FACE AREA	m ²	0.11	0.14	0.18	0.20	
		ROW		3				
WATER VOLUME	litre	0.94	1.15	1.43	1.63			
AIR QUALITY	FILTER	TYPE	SARANET					
		QUANTITY	pc	N/A				
CASING	COLOUR	N/A						

MODE	COOLING	HEATING
ENTERING AIR TEMPERATURE	27°C DB / 19°C WB	20°C DB
ENTERING WATER TEMPERATURE	7°C	50°C (2 Pipes System) 70°C (4 Pipes System)
LEAVING WATER TEMPERATURE	12°C	45°C (2 Pipes System) 60°C (4 Pipes System)

ALL SPECIFICATIONS ARE SUBJECT TO CHANGE BY THE MANUFACTURER WITHOUT PRIOR NOTICE.
NOTE: ALSO AVAILABLE FOR LEFT/RIGHT PIPING AND WIRED/WIRELESS REMOTE CONTROL OPTION

Specification for Ceiling Concealed Type ~ 50HZ

MODEL		FWC09C	FWC11C	FWC12C	FWC14C	FWC16C			
NOMINAL COOLING CAPACITY	Btu/h	24800	38000	37000	44700	51800			
	W	7270	11140	10840	13100	15180			
NOMINAL SENSIBLE COOLING CAPACITY	Btu/h	19700	29800	29300	35100	40900			
	W	5770	8730	8590	10290	11990			
NOMINAL HEATING CAPACITY (ENTERING WATER TEMP. = 50°C)	Btu/h	32800	49200	48000	54900	65300			
	W	9610	14420	14070	16090	19140			
NOMINAL TOTAL INPUT POWER	W	345	504	442	427	531			
NOMINAL RUNNING CURRENT	A	1.50	2.28	1.93	1.86	2.32			
POWER SOURCE	V/Ph/Hz	220-240 / 1 / 50							
REFRIGERANT TYPE		N/A							
CONTROL	AIR DISCHARGE OPERATION	DUCTED							
		WIRED MICRO-COMPUTER REMOTE CONTROL							
AIR FLOW	HIGH	CFM	830	1250	1240	1340	1550		
	MEDIUM	CFM	760	1130	1100	1220	1400		
	LOW	CFM	710	1040	1020	1190	1300		
EXTERNAL STATIC PRESSURE	Pa	167 / 128 / 88	118 / 108 / 88	128 / 88 / 39	157 / 137 / 108	157 / 137 / 98			
NOMINAL WATER FLOW RATE	USGPM	5.55	8.59	8.28	10.04	11.62			
	litres/min	21.01	32.51	31.34	38.00	43.98			
HEAD LOSS (COOLING)	kPa	14.0	39.0	23.0	38.0	51.0			
HEAD LOSS (HEATING) : 50°C	kPa	11.0	37.0	19.0	33.0	48.0			
MAX. WORKING PRESSURE	kPa	1608							
SURFACE AIR VELOCITY	m/s	1.40	1.74	1.83	1.54	1.52			
SOUND PRESSURE LEVEL (H/M/L)	dBA	46 / 42 / 38	51 / 48 / 45	49 / 45 / 41	52 / 50 / 47	53 / 50 / 47			
UNIT DIMENSION	H X W X D	mm	384 x 917 x 462	316 x 1225 x 559	384 x 1003 x 462	384 x 1287 x 462	384 x 1487 x 462		
PACKING DIMENSION	H X W X D	mm	415 x 1126 x 631	355 x 1461 x 727	415 x 1245 x 631	415 x 1497 x 631	415 x 1701 x 631		
UNIT WEIGHT	kg	42	47	44	50	56			
CONDENSATE DRAIN SIZE	mm	19.05							
PIPE CONNECTION	mm	19.05							
FAN	TYPE	BLOWER							
		DIRECT							
	FAN SPEED	HIGH	RPM	1230	1381	1260	1284	1303	
		MEDIUM	RPM	1093	1268	1097	1203	1215	
LOW		RPM	937	1169	913	1108	1067		
FAN MOTOR	TYPE	INDUCTION							
		IP20							
	INDEX OF PROTECTION (IP)	B							
		RATED INPUT POWER	HIGH	W	345	504	442	427	531
			MEDIUM	W	304	380	384	388	466
	LOW		W	270	338	342	373	413	
	RATED RUNNING CURRENT	HIGH	A	1.50	2.28	1.93	1.86	2.32	
		MEDIUM	A	1.34	1.72	1.69	1.69	2.02	
		LOW	A	1.21	1.53	1.54	1.63	1.81	
	STARTING CURRENT	A	2.43	2.77	3.18	3.50	4.90		
MOTOR OUTPUT	W	310	470	355	373	500			
POLES		4							
COIL	TUBE	MATERIAL	COPPER						
		DIAMETER	mm	9.52					
	FIN	MATERIAL	ALUMINIUM						
		FACE AREA	m ²	0.28	0.34	0.32	0.41	0.48	
		ROW		3	3	3	3	3	
WATER VOLUME	litre	2.21	2.66	2.60	3.33	3.80			
AIR QUALITY	FILTER	TYPE	SARANET						
		QUANTITY	pc	N/A					
CASING	COLOUR	N/A							

MODE	COOLING	HEATING
ENTERING AIR TEMPERATURE	27°C DB / 19°C WB	20°C DB
ENTERING WATER TEMPERATURE	7°C	50°C (2 Pipes System) 70°C (4 Pipes System)
LEAVING WATER TEMPERATURE	12°C	45°C (2 Pipes System) 60°C (4 Pipes System)

ALL SPECIFICATIONS ARE SUBJECT TO CHANGE BY THE MANUFACTURER WITHOUT PRIOR NOTICE.
NOTE: ALSO AVAILABLE FOR LEFT/RIGHT PIPING AND WIRED/WIRELESS REMOTE CONTROL OPTION