



INSTALL CONFIDENCE.



HIGH WALLINVERTER R-32 60HZ COOLING ONLY & HEAT PUMP

YHJF 12 to 24 MEXCORX

YHJF 12 to 24 MEXLORX


YHKF 12 to 24 MEXCORX

YHKF 12 to 24 MEXLORX

HIGH WALL INVERTER R-32 60HZ COOLING ONLY & HEAT PUMP

Indoor Unit

- Modern, compact design
- Efficient cooling/heating
- Auto restart
- Hidden display
- 3D air flow
- Golden fin
- WIFI



XC Series

Remote Control



- 4/5 operation modes
- Sleep mode
- Turbo cool settings
- Large LCD screen
- IPX5 waterproof

XL Series



Condensing Unit

- Fashion appearance
- Sturdy and durable
- Self diagnosis
- 3-minute protection
- Convenient installation
- Easy maintenance
- Valve protection cover
- Golden fin



The YORK[®] line of High Wall Air Conditioners includes a wide range of sizes to give you more flexibility in your product offering. Each model is designed to provide comfort and efficiency, in an easy-to-operate unit and the sleek design fits a variety of spaces, whether it's in a home or office. Models meet the highest energy efficiency ratings, so less energy is consumed without sacrificing comfort and performance. Both the condensing and indoor units are engineered for quiet operation. And comfort control settings are easily changed with the touch of a button on the remote control.

HIGH WALL INVERTER R-32 60HZ COOLING ONLY & HEAT PUMP

Features and benefits



Triple Inverter

Triple inverter compressor provides more comfortable indoor environment, higher performance in partial load and better heating performance in low ambient temperature.



R-32

Environmentally-friendly refrigerant cools and heats more efficiently without destroying the ozone layer.



Turbo Mode

Provides quicker cooling with one press of the remote button.



3D Air Flow

Delivers the airflow horizontally and vertically like nature wind.



Multi-Speed Fan

Multi-speed fan helps satisfy various airflow requirements.



Self Diagnosis

Clearly displayed failure codes allow for quicker troubleshooting and easier maintenance.



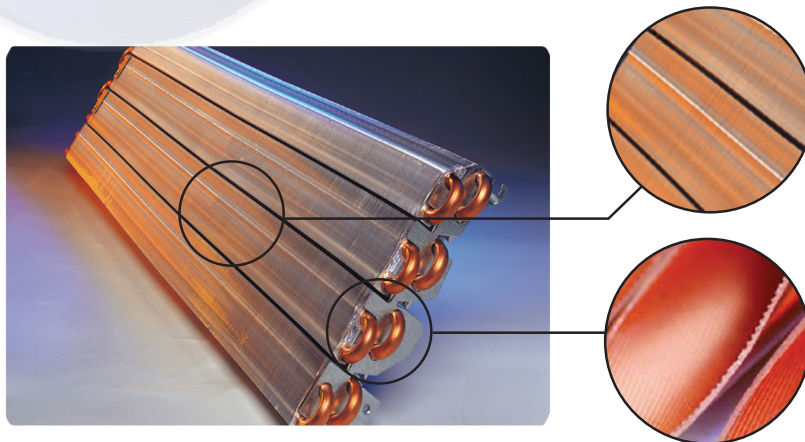
Auto Restart

Unit is automatically returned to previous operating conditions after a power outage, for simplified operation.



3-Minute Protection

A 3-minute delay before the compressor will restart helps avoid compressor damage and work time.



Golden Fin

Hydrophilic aluminum evaporator fins resist water condensation, which reduces accumulation of dust particles and increases heat exchange efficiency.



Hidden air outlet gap 0.5mm → 0mm

Elegant appearance with hidden air outlet gap that prevents dust from entering through the aperture.

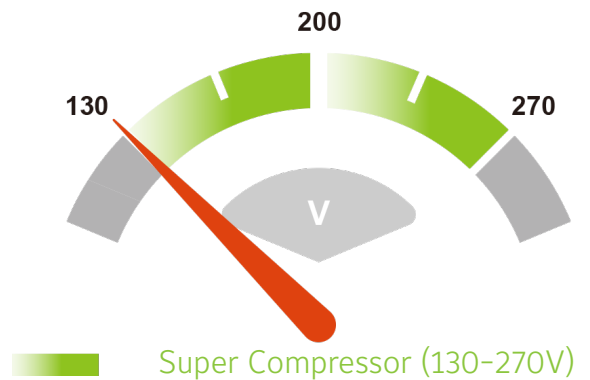

Japanese style, Visual thickness 145mm

The indoor unit design with the front and rear two-stage suspension, making the body floating gently on the wall.



High density filter Filter efficiency ↑ 20%

The fixed filter is strengthened, making it more suitable for air conditioner and avoiding dust.



HIGH WALL INVERTER R-32 60HZ COOLING ONLY & HEAT PUMP

Specification

YORK Set Model (Black)		YHJF12ZJMEXCORX	YHJF18ZJMEXCORX	YHJF24ZJMEXCORX	
YORK Outdoor Model (Black)		YHJF12YJMEXCO-X	YHJF18YJMEXCO-X	YHJF24YJMEXCO-X	
YORK Indoor Model (Black)		YHJF12XMEXC-RX	YHJF18XMEXC-RX	YHJF24XMEXC-RX	
YORK Set Model (White)		YHJF12ZJMEXLORX	YHJF18ZJMEXLORX	YHJF24ZJMEXLORX	
YORK Outdoor Model (White)		YHJF12YJMEXLO-X	YHJF18YJMEXLO-X	YHJF24YJMEXLO-X	
YORK Indoor Model (White)		YHJF12XMEXL-RX	YHJF18XMEXL-RX	YHJF24XMEXL-RX	
Power supply	Ph-V-Hz	1PH-208-230V-60	1PH-208-230V-60	1PH-208-230V-60	
Power supply by	Side	Outdoor	Outdoor	Outdoor	
Cooling	Capacity	Btu/h	12,000.0(2,729.6-13,989.2)	17,742.4(4,435.6-20472.0)	24,003.4(6,141.6-25,248.8)
	Capacity	kW	3,517(800-4,100)	5,200(1,300-6,000)	7,035(1,800-7,400)
	Power input	kW	920(230-1400)	1,420(300-2,100)	2,000(450-3,300)
	Current	A	4.3(0.8-8.5)	6.4(1.9-8.4)	8.7(2.1-16.0)
	SEER	Btu/h·W	22	21	22
Max. input consumption	W	1,600	2,200	3,300	
Max. current	A	8	12	16	
Moisture removal	l/h	1.0	1.6	2.5	
Compressor	Type		Rotary	Rotary	Rotary
	Rated current(RLA)	A	2.80	6.75	3.63
	Refrigerant oil/oil charge	ml	ESTER OIL VG74 / 300	ESTER OIL VG74 / 420	ESTER OIL VG74 / 350
Indoor fan motor	Type		DC	DC	DC
	Input	W	19	58	70
	Speed(SH/Hi/Mi/Lo)	rpm	1,330/1,180/1,040/900	1,330/1,180/1,050/900	1,330/1,180/1,050/900
Indoor air flow (SH/Hi/Mi/Lo)	m ³ /h	650/550/500/400	1,050/950/850/750	1,300/1,200/1,010/870	
Indoor sound power level (SH/Hi/Mi/Lo)	dB(A)	46/42/38/35	52/49/46/41	55/51/45/38	
Indoor unit	Dimension(WxHxD)	mm	876×298×194	986×315×225	1,089×325×230
	Packing(WxHxD)	mm	965×370×282	1,070×385×312	1,155×397×312
	Net/Gross weight	kg	8.5/11.0	13.0/16.5	12.5/16.5
Outdoor fan motor	Type		DC	DC	DC
	Input	W	48	89	90
	Speed	rpm	920	850	800
Outdoor air flow	m ³ /h	2,300	2,600	3,900	
Outdoor sound pressure level	dB(A)	52	54	58	
Outdoor unit	Dimension(WxHxD)	mm	705×530×279	785×555×300	900×700×350
	Packing(WxHxD)	mm	825×595×345	888×590×367	1,015×762×425
	Net/Gross weight	kg	24/27	28/34	40/46
Refrigerant	Type / Charge	g	R-32/500	R-32/800	R-32/1,050
Refrigerant piping	Liquid side/ Gas side	mm	Dg4/Dg8	DG4/DG10	DG4/DG13
	Max. refrigerant pipe length	m	15	15	15
	Max. difference in level	m	10	10	10
	Standard connection pipe length	m	5	5	5
	Additional refrigerant charge	g	16 x (Pipe Length - 5)	24 x (Pipe Length - 5)	24 x (Pipe Length - 5)
Controller setting temperature range	°C	16~32	16~32	16~32	
Ambient temperature range (cooling)	°C	0~43	0~43	0~43	
Qty'per 20' /40' /40'HQ	Set	108/223/264	95/160/220	62/130/147	

Nominal testing conditions:

Cooling - Indoor 26.7°C DB / 19.4°C WB & Outdoor 35°C DB / 23.9°C WB

Specification

YORK Set Model (Black)		YHKF12ZJMEXCORX	YHKF18ZJMEXCORX	YHKF24ZJMEXCORX	
YORK Outdoor Model (Black)		YHKF12YJMEXCO-X	YHKF18YJMEXCO-X	YHKF24YJMEXCO-X	
YORK Indoor Model (Black)		YHKF12XJMEXC-RX	YHKF18XJMEXC-RX	YHKF24XJMEXC-RX	
YORK Set Model (White)		YHKF12ZJMEXLORX	YHKF18ZJMEXLORX	YHKF24ZJMEXLORX	
YORK Outdoor Model (White)		YHKF12YJMEXLO-X	YHKF18YJMEXLO-X	YHKF24YJMEXLO-X	
YORK Indoor Model (White)		YHKF12XJMEXL-RX	YHKF18XJMEXL-RX	YHKF24XJMEXL-RX	
Power supply		Ph-V-Hz	1PH-208-230V-60	1PH-208-230V-60	1PH-208-230V-60
Power supply by			Outdoor	Outdoor	Outdoor
Cooling	Capacity	Btu/h	11,942.0(2,729.6-14,330.4)	17,500.0(4,400-20,400.4)	24,003.4(6,141.6-25,248.8)
	Capacity	kW	3,500(800-4,200)	4,982(1,290-5,979)	7,035(1,800-7,400)
	Power input	kW	940(210-1,400)	1,400(300-2,100)	2,000(450-2,800)
	Current	A	4.48(2.0-6.2)	6.2(1.9-8.4)	8.7(2.1-15)
	SEER	Btu/h-W	22	21	22
Heating	Capacity	Btu/h	12,283.2(273.0-15,012.8)	17,700.0(4,400.0-20,100.0)	24,003.4(6,141.6-25,248.8)
	Power input	kW	940(230-1,450)	1,440(300-1,900)	2,000(450-2,800)
	Current	A	4.5(1.8-6.4)	6.3(1.4-8.3)	8.7(2.0-14.0)
	HSPF	W/W	9.00	9.00	9.23
Max. input consumption		W	1,600	2,200	2,800
Max. current		A	10	12	15
Moisture removal		l/h	1.6	1.8	1.8
Compressor	Type		Rotary	Rotary	Rotary
	Rated current(RLA)	A	5.35	6.75	8.30
	Refrigerant oil/oil charge	ml	ESTER OIL VG74 / 280	ESTER OIL VG74 / 420	ESTER OIL VG74 / 450
Indoor fan motor	Type		DC	DC	DC
	Input	W	19	58	85
	Speed (SH/Hi/Mi/Lo)	rpm	Cooling:1,330/1,180/1,040/900 Heating:1,330/1,230/1,065/900	Cooling:1,050/950/850/750 Heating:1,000/900/800/750	Cooling:1,330/1,180/1,050/900 Heating:1,280/1,130/1,000/900
Indoor air flow (SH/Hi/Mi/Lo)		m ³ /h	Cooling:650/550/500/400 Heating:630/570/510/410	Cooling:1,050/950/850/750 Heating:1,000/900/800/750	Cooling:1,300/1,150/1,020 Heating:1,250/1,130/980
Indoor sound power level (SH/Hi/Mi/Lo)		dB(A)	Cooling:43/40/36/32 Heating:43/41/36/30	Cooling:49/45/40/35 Heating:51/47/42/36	Cooling:51/47/44/39 Heating:50/46/42/39
Indoor unit	Dimension(WxHxD)	mm	876×298×194	986×315×225	1,089×328×227
	Packing(WxHxD)	mm	965×370×282	1,070×385×312	1,155×397×312
	Net/Gross weight	kg	8.5/11.0	13.0/16.5	14.0/17.0
Outdoor fan motor	Type		DC	DC	DC
	Input	W	58	89	126
	Speed	rpm	1,000	850	900
Outdoor air flow		m ³ /h	2,300	2,600	2,800
Outdoor sound pressure level		dB(A)	52	54	58
Outdoor unit	Dimension(WxHxD)	mm	705×530×279	785×555×300	900×700×360
	Packing(WxHxD)	mm	825×595×345	888×590×367	1,020×770×430
	Net/Gross weight	kg	24/27	28/34	43/48
Refrigerant	Type / Charge	g	R-32/500	R-32/1,030	R-32/1,250
	Liquid side/ Gas side	mm	Dg4/Dg8	DG4/DG10	DG4/DG13
Refrigerant piping	Max. refrigerant pipe length	m	15	15	15
	Max. difference in level	m	10	10	10
	Standard connection pipe length	m	5	5	5
	Additional refrigerant charge	g	16 x (Pipe Length - 5)	24 x (Pipe Length - 5)	24 x (Pipe Length - 5)
Controller setting temperature range		°C	16~32	16~32	16~32
Ambient temperature range (Cooling/Heating)		°C	0-43/ -7-24	0-43/ -7-24	0-43/ -7-24
Qty' per 20' /40' /40'HQ		Set	108/223/264	86/180/208	55/120/138

Nominal testing conditions:

Cooling - Indoor 26.7°C DB / 19.4°C WB & Outdoor 35°C DB / 23.9°C WB

Heating - Indoor 21.1°C DB / 15.6°C WB & Outdoor 7°C DB / 6°C WB



INSTALL CONFIDENCE.

Johnson Controls, the Johnson Controls logo, YORK are registered trademarks of Johnson Controls, Inc in the United States of America and other countries. Other trademarks used herein may be trademarks or registered trademarks of other companies.

FOR MORE INFORMATION CONTACT JOHNSONCONTROLS.COM

© 2023 Johnson Controls, Inc, P.O. Box 423, Milwaukee, WI 53201, All rights reserved worldwide.

PUBL-2939(0923)